


## Smart Panel

Monocrystalline PERC Panel with Split Cell Technology and Integrated Power Optimiser

SPV360-R60DWMG - SPV375-R60DWMG



### PV to grid solution including full service from SolarEdge

- Easy installation with Panel pre-assembled power optimiser
- Optimized energy output by constantly tracking the maximum power point (MPPT) of each Panel individually
- Panel-level voltage shutdown for installer and firefighter safety
- Full visibility of system performance from Panel to grid
- Superior quality control with full automatic production line
- Excellent mechanical loading and shock resistance performance
- Elegant design with an all-black Panel
- 15-year panel warranty and 25-year performance warranty
- Specifically designed to work with SolarEdge inverters

# Smart Panel

## Monocrystalline PERC Panel with Split Cell Technology and Integrated Power Optimiser

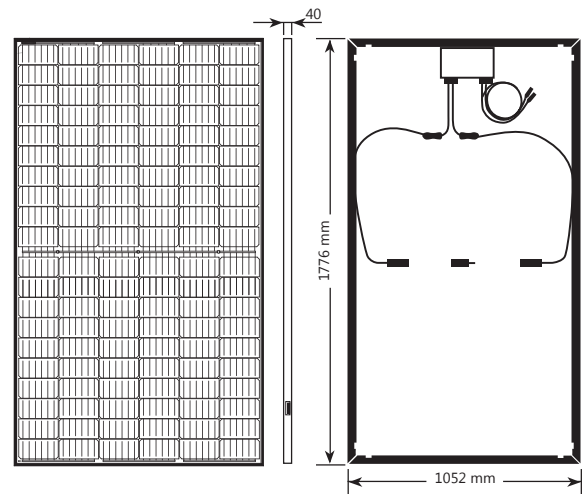
SPV360-R60DWMG - SPV375-R60DWMG

### PANEL ELECTRICAL PROPERTIES

STC <sup>(1)</sup>	SPV360-R60DWMG	SPV365-R60DWMG	SPV370-R60DWMG	SPV375-R60DWMG	
Panel Power <sup>(2)</sup>	360	365	370	375	W
Max. Power Voltage (Vmp)	33.67	33.82	33.95	34.10	V
Max. Power Current (Imp)	10.70	10.80	10.91	11.01	A
Open Circuit Voltage (Voc)	41.42	41.57	41.72	41.89	V
Short Circuit Current (Isc)	11.12	11.22	11.32	11.43	A
Maximum System Voltage	1000				Vdc
Maximum Series Fuse Rating	20				A
Panel Efficiency	19.27	19.54	19.80	20.07	%
Power Measurement Tolerance	0 ~ +5				W
NOCT <sup>(3)</sup>					
Panel Power	270	274	277	281	W
Max. Power Voltage (Vmp)	30.91	31.05	31.17	31.30	V
Max. Power Current (Imp)	8.74	8.81	8.90	8.98	A
Open Circuit Voltage (Voc)	38.58	38.72	38.86	39.02	V
Short Circuit Current (Isc)	9.14	9.22	9.30	9.39	A

### PANEL MECHANICAL PROPERTIES

Cells	120 (6 x 20)	
Cell Type	Monocrystalline PERC	
Cell Dimensions	166 x 83	mm
Dimensions (L x W x H)	1776 x 1052 x 40	mm
Front Side Maximum Load (Snow)	5400	Pa
Rear Side Maximum Load (Wind)	2400	Pa
Weight (with Power Optimiser)	23.0	kg
Front Glass	3.2mm, coated tempered glass	
Frame	Black anodized aluminium	
Junction Box	IP68, three diodes	
Connector Type	Staubli MC4	
Operating Temperature	-40 to +85	°C
Packaging Information (units per pallet)	26	



### CERTIFICATIONS & WARRANTY

Panel Certifications	IEC 61215:2016, IEC61730:2016
Product Warranty	Power Optimiser — 25-year warranty, Panel — 15-year warranty
Output Warranty of Pmax	25-year linear Panel warranty <sup>(4)</sup>

### TEMPERATURE CHARACTERISTICS

Temperature Coefficient Power (Pm)	-0.364	% / °C
Temperature Coefficient Voltage (Voc)	-0.281	% / °C
Temperature Coefficient Current (Isc)	0.039	% / °C
Operating Cell Temperature (NOCT)	45 ± 2	°C

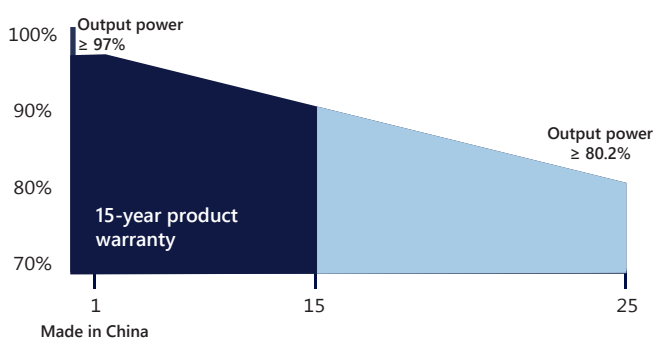
(1) STC: Irradiance 1000 W/m<sup>2</sup>, Cell Temperature 25°C, Air Mass AM1.5

(2) Power measuring tolerance for Voc is ±3% and for Isc ±4%

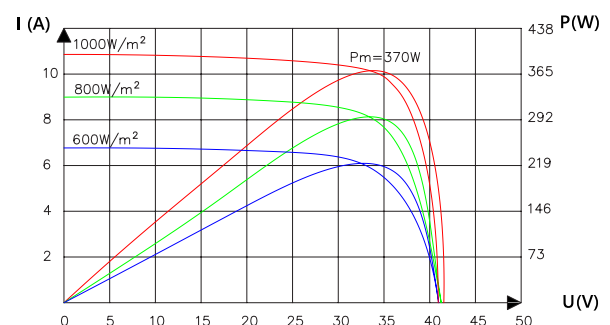
(3) NOCT: Irradiance at 800 W/m<sup>2</sup>, Ambient Temperature 20°C, Wind Speed 1 m/s

(4) 15T year: 97%, 80.2% power output over 25 years

**Linear Warranty**  
15-Year Product Warranty  
+ 25-Year Linear Power Warranty



### Panel I-V Curve (SPV370-R60DWMG)



# / Smart Panel

## Monocrystalline PERC Panel with Split Cell Technology and Integrated Power Optimiser

SPV360-R60DWMG - SPV375-R60DWMG

### POWER OPTIMISER PROPERTIES

#### INPUT

Rated Input DC Power	375	W
Absolute Maximum Input Voltage (Voc at lowest temperature)	60	
MPPT Operating Range	8 - 60	Vdc
Maximum Short Circuit Current (Isc)	11.75	Adc
Maximum Efficiency	99.5	%
Weighted Efficiency	98.8	%
Overvoltage Category	II	

#### OUTPUT DURING OPERATION (POWER OPTIMISER CONNECTED TO OPERATING SOLAREEDGE INVERTER)

Maximum Output Current	15	Adc
Maximum Output Voltage	60	Vdc

#### OUTPUT DURING STANDBY (POWER OPTIMISER DISCONNECTED FROM SOLAREEDGE INVERTER OR SOLAREEDGE INVERTER OFF)

Safety Output Voltage per Power Optimiser	1 ± 0.1	Vdc
---	---------	-----

#### STANDARD COMPLIANCE

EMC	FCC Part 15 Class B, IEC61000-6-2, IEC61000-6-3	
Safety	IEC62109-1 (class II safety), UL1741	
RoHS	Yes	
Fire Safety	VDE-AR-E 2100-712:2013-05	

#### INSTALLATION SPECIFICATIONS

Output Connector	MC4	
Output Wire Length	1.2 / 3.9	m / ft
Operating Temperature Range	-40 - +85 / -40 - +185	°C / °F
Protection Rating	IP68 / NEMA6P	
Relative Humidity	0 - 100	%

PV System Design Using a SolarEdge Inverter	Single Phase HD-Wave	Single Phase	Three Phase	Three Phase for 277/480 Grid	
Minimum String Length (Power Optimiser) <sup>(5)</sup>	8		16	18	
Maximum String Length (Power Optimisers)	25			50	
Maximum Power per String	5700	5250	11250 <sup>(6)</sup>	12750 <sup>(7)</sup>	W
Parallel Strings of Different Lengths or Orientations	Yes				

(5) Smart Panels cannot be used with the SE3K three phase inverter (available in some countries; refer to the three phase inverter SE3K-SE10K datasheet)

(6) For the 230/400V grid: it is allowed to install up to 13,500W per string when the maximum power difference between each string is 2,000W.

(7) For the 277/480V grid: it is allowed to install up to 15,000W per string when the maximum power difference between each string is 2,000W.